

## Hinges with adjustable friction

Technopolymer, easy cleaning

### MATERIAL

Acetal resin based technopolymer (POM), white colour similar to RAL 9002, matte finish.

### PIN

Polycarbonate based (PC) technopolymer, white similar to RAL 9002 (CLEAN), matte finish.

### ADJUSTING BOSS AND SCREW

AISI 304 stainless steel screw.  
AISI 303 stainless steel adjusting boss.

### STANDARD EXECUTION

Assembly by means of pass-through holes for cylindrical head screws.

### FEATURES AND APPLICATIONS

The main feature of CFU-CLEAN hinge is the possibility to adjust the resistant torque of the door on which it is assembled, facilitating the door clamping in the various positions of opening, partial opening and closing.

To adjust the friction force, simply turn the screw on the hinge body, clockwise to increase the friction and anti-clockwise to reduce it.

### ROTATION ANGLE (APPROXIMATE VALUE)

Max 275° (-95° and +180° being 0° the condition where the two interconnected surfaces are on the same plane).

Do not exceed the rotation angle limit so as not to prejudice the hinge mechanical performance.

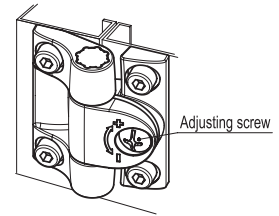
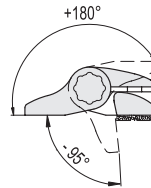
### RESISTANT TORQUE

The resistant torque values of 1.4 and 4 Nm can be obtained by applying a maximum tightening torque of 0.8 Nm (CFU.40) and 4 Nm (CFU.60) on the adjusting screw.

The hinge had been tested with more than 60.000 opening and closing cycles and the values of the resistant torque was unchanged. To choose the convenient type and the right number of hinges for your application, see the Guidelines (see page. ).

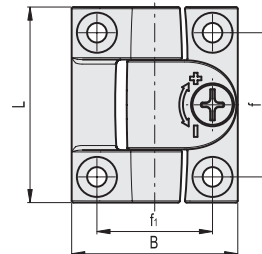
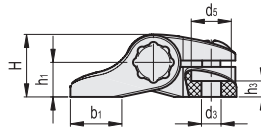


ELESA Original design



Resistance tests	Axial Stress		Radial Stress		90° Angled Stress		Resistant torque
Description	Maximum working load* Ea [N]	Load at breakage Ra [N]	Maximum working load Er [N]	Load at breakage Rr [N]	Maximum working load E90 [N]	Load at breakage R90 [N]	[Nm]
CFU.40 CH-4-CLEAN	300	900	300	1500	230	1000	1.4
CFU.60 CH-6-CLEAN	600	2350	400	3200	350	2500	4

\* Elastic deformation 1 mm.



Code	Description	L	B	f <sub>±0.25</sub>	f <sub>1 ±0.25</sub>	H	h <sub>1</sub>	h <sub>3</sub>	b <sub>1</sub>	d <sub>3</sub>	d <sub>5</sub>	C# [Nm]	
427513	CFU.40 CH-4 CLEAN	43	36.5	31.7	25.5	14	7.5	3.5	11.5	4.5	9	1	16
427523	CFU.60 CH-6 CLEAN	63.5	56.5	47.5	38	21	11.5	6.5	17.5	6.5	12.5	3	51

# Suggested tightening torque for assembly screws.