

Vibration-damping levelling feet

Technopolymer base, steel stem, PUR damping element

BASE

Glass-fibre reinforced polyamide based (PA) technopolymer, black colour, matte finish.

DAMPING ELEMENT

Polyurethane-based rubber (PUR), natural colour, hardness 50 Shore A.

ARTICULATED STEM

Threaded zinc-plated steel with regulation hexagon.

FEATURES

Have been designed to damp vibrations, shocks and noises produced by moving bodies or non-balanced vibrating masses of equipment and machines which can cause:

- malfunctioning and reduction of the machine lifespan and/or of the adjacent ones;
- damage to operator's health;
- noise.

ORDER INFORMATION

The levelling feet are supplied unassembled to make carriage and storage easier. The components (base and stem) are supplied in separate packing: less volume taken and better protection from scratches and dirt.

- To order bases and stems separately, see:
- table of possible combinations Bases/Stems.
 - the codes of the Bases .
 - the codes of the Stems .

TECHNICAL DATA AND GUIDELINES FOR THE CHOICE

The maximum static load value shown in the table indicates the static load for a specific load of 0.4 N/mm² to which the damping element can be subjected in order to have optimal vibration absorption.

The table shows also the values (l_z) of elastic deformation with a load of max 0.6 N/mm² in case of a dynamic load.

The effectiveness of the damping depends on the ratio between the disturbance frequency of the machine and the natural frequency of the damping foot.

The natural frequency of the base depends on the material, the geometry, and the specific load [N/mm²] to which it is subjected.

The specific load is obtained by dividing the applied load by the support area of the damping element.

Once the specific load is known, the natural frequency of the foot can be obtained from the graph in figure 1.

The damping starts when the ratio between the disturbance frequency of the machine and the natural frequency of the damping foot is greater than $\sqrt{2}$. The greater the difference between the interference frequency of the machine and the natural frequency of the foot, the greater the damping (see figure 2).

Example:

1. Expected load on the foot = 150 N
2. Specific load LS.VA-32 = $150/239 = 0.63$ N/mm²
3. Specific load LS.VA-40 = $150/452 = 0.33$ N/mm²
4. LS.VA-40 is therefore chosen as the specific load of the example is less than 0.4 N/mm², which is the optimal damping value.
5. Entering the graph in figure 1 with a specific load of 0.33 N/mm² we obtain a natural frequency of 26 Hz (curve LS.VA-40).
6. Entering the graph in figure 2, with 26 Hz, the chosen foot will start to dampen frequencies greater than 32 Hz. A damping of 69% is obtained for a machine frequency of 61 Hz. A damping of 92% is obtained for a machine frequency of 85 Hz.

ACCESSORIES ON REQUEST

Zinc-plated steel nut (see Nuts NT.).



ELESA Original design

Fig.1

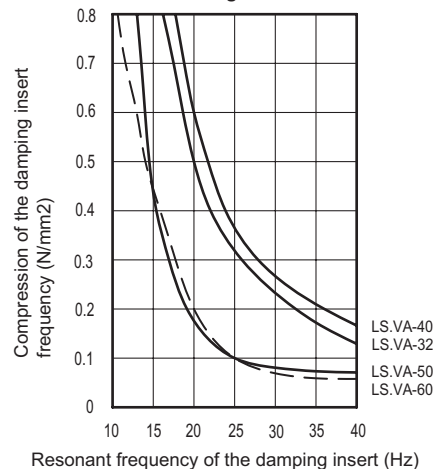
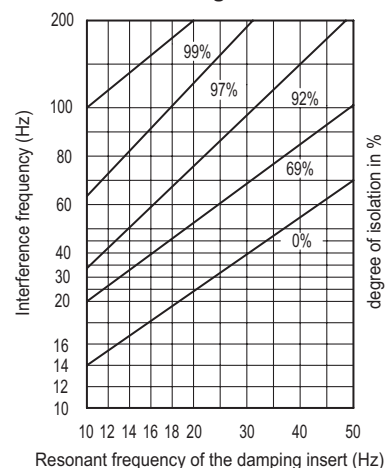
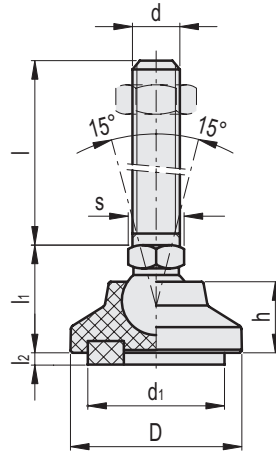


Fig.2






Code	Description	D	d	d ₁	l	l ₁	l ₂	h	s	Articulation ∅	i ₂ 0 [N/mm ²]	i ₂ 0.4 [N/mm ²]	i ₂ 0.6 [N/mm ²]	Area damping insert [mm ²]	Max. limit static load* [N]	⚖
341612	LS.VA-32-8.5-M8x43	32	M8	23.1	43	21.5	5.3	15	10	8.5	5.3	4.8	4.6	239	96	37
341616	LS.VA-32-8.5-M8x68	32	M8	23.1	68	21.5	5.3	15	10	8.5	5.3	4.8	4.6	239	96	47
341622	LS.VA-32-8.5-M10x43	32	M10	23.1	43	21.5	5.3	15	10	8.5	5.3	4.8	4.6	239	96	47
341626	LS.VA-32-8.5-M10x68	32	M10	23.1	68	21.5	5.3	15	10	8.5	5.3	4.8	4.6	239	96	59
341632	LS.VA-32-8.5-M10x98	32	M10	23.1	98	21.5	5.3	15	10	8.5	5.3	4.8	4.6	239	96	73
341722	LS.VA-32-8.5-M12x43	32	M12	23.1	43	21.5	5.3	15	12	8.5	5.3	4.8	4.6	239	96	57
341726	LS.VA-32-8.5-M12x68	32	M12	23.1	68	21.5	5.3	15	12	8.5	5.3	4.8	4.6	239	96	74
341732	LS.VA-32-8.5-M12x98	32	M12	23.1	98	21.5	5.3	15	12	8.5	5.3	4.8	4.6	239	96	95
342122	LS.VA-32-14-M8x43	32	M8	23.1	43	25	5.3	15	14	14	5.3	4.8	4.6	239	96	41
342126	LS.VA-32-14-M8x68	32	M8	23.1	68	25	5.3	15	14	14	5.3	4.8	4.6	239	96	51
342222	LS.VA-32-14-M10x43	32	M10	23.1	43	25	5.3	15	14	14	5.3	4.8	4.6	239	96	51
342226	LS.VA-32-14-M10x68	32	M10	23.1	68	25	5.3	15	14	14	5.3	4.8	4.6	239	96	63
342232	LS.VA-32-14-M10x98	32	M10	23.1	98	25	5.3	15	14	14	5.3	4.8	4.6	239	96	77
342322	LS.VA-32-14-M12x43	32	M12	23.1	43	25	5.3	15	14	14	5.3	4.8	4.6	239	96	61
342326	LS.VA-32-14-M12x68	32	M12	23.1	68	25	5.3	15	14	14	5.3	4.8	4.6	239	96	78
342332	LS.VA-32-14-M12x98	32	M12	23.1	98	25	5.3	15	14	14	5.3	4.8	4.6	239	96	99
342422	LS.VA-32-14-M14x68	32	M14	23.1	68	25	5.3	15	14	14	5.3	4.8	4.6	239	96	93
342432	LS.VA-32-14-M14x98	32	M14	23.1	98	25	5.3	15	14	14	5.3	4.8	4.6	239	96	114
342442	LS.VA-32-14-M14x148	32	M14	23.1	148	25	5.3	15	14	14	5.3	4.8	4.6	239	96	197
342522	LS.VA-32-14-M16x68	32	M16	23.1	68	25	5.3	15	16	14	5.3	4.8	4.6	239	96	122
342526	LS.VA-32-14-M16x108	32	M16	23.1	108	25	5.3	15	16	14	5.3	4.8	4.6	239	96	174
342542	LS.VA-32-14-M16x148	32	M16	23.1	148	25	5.3	15	16	14	5.3	4.8	4.6	239	96	226
342562	LS.VA-32-14-M16x168	32	M16	23.1	168	25	5.3	15	16	14	5.3	4.8	4.6	239	96	252
342612	LS.VA-40-8.5-M8x43	40	M8	30	43	23	6	17	10	8.5	6	5.6	5.4	452	180	44
342616	LS.VA-40-8.5-M8x68	40	M8	30	68	23	6	17	10	8.5	6	5.6	5.4	452	180	54
342622	LS.VA-40-8.5-M10x43	40	M10	30	43	23	6	17	10	8.5	6	5.6	5.4	452	180	54
342626	LS.VA-40-8.5-M10x68	40	M10	30	68	23	6	17	10	8.5	6	5.6	5.4	452	180	66
342632	LS.VA-40-8.5-M10x98	40	M10	30	98	23	6	17	10	8.5	6	5.6	5.4	452	180	80
342722	LS.VA-40-8.5-M12x43	40	M12	30	43	23	6	17	12	8.5	6	5.6	5.4	452	180	64
342726	LS.VA-40-8.5-M12x68	40	M12	30	68	23	6	17	12	8.5	6	5.6	5.4	452	180	81
342732	LS.VA-40-8.5-M12x98	40	M12	30	98	23	6	17	12	8.5	6	5.6	5.4	452	180	102
343122	LS.VA-40-14-M8x43	40	M8	30	43	25	6	17	14	14	6	5.6	5.4	452	180	48
343126	LS.VA-40-14-M8x68	40	M8	30	68	25	6	17	14	14	6	5.6	5.4	452	180	58
343222	LS.VA-40-14-M10x43	40	M10	30	43	25	6	17	14	14	6	5.6	5.4	452	180	58
343226	LS.VA-40-14-M10x68	40	M10	30	68	25	6	17	14	14	6	5.6	5.4	452	180	70
343232	LS.VA-40-14-M10x98	40	M10	30	98	25	6	17	14	14	6	5.6	5.4	452	180	84
343322	LS.VA-40-14-M12x43	40	M12	30	43	25	6	17	14	14	6	5.6	5.4	452	180	68
343326	LS.VA-40-14-M12x68	40	M12	30	68	25	6	17	14	14	6	5.6	5.4	452	180	85
343332	LS.VA-40-14-M12x98	40	M12	30	98	25	6	17	14	14	6	5.6	5.4	452	180	106
343422	LS.VA-40-14-M14x68	40	M14	30	68	25	6	17	14	14	6	5.6	5.4	452	180	100
343432	LS.VA-40-14-M14x98	40	M14	30	98	25	6	17	14	14	6	5.6	5.4	452	180	121
343442	LS.VA-40-14-M14x148	40	M14	30	148	25	6	17	14	14	6	5.6	5.4	452	180	204
343522	LS.VA-40-14-M16x68	40	M16	30	68	25	6	17	16	14	6	5.6	5.4	452	180	129
343526	LS.VA-40-14-M16x108	40	M16	30	108	25	6	17	16	14	6	5.6	5.4	452	180	181
343542	LS.VA-40-14-M16x148	40	M16	30	148	25	6	17	16	14	6	5.6	5.4	452	180	233
343562	LS.VA-40-14-M16x168	40	M16	30	168	25	6	17	16	14	6	5.6	5.4	452	180	259

* See paragraph: TECHNICAL DATA AND GUIDELINES FOR THE CHOICE.





Vibration mounts 21

Code	Description	D	d	d1	l	l1	l2	h	s	Articulation ∅	i2 0 [N/mm ²]	i2 0.4 [N/mm ²]	i2 0.6 [N/mm ²]	Area damp- ing insert [mm ²]	Max. limit static load* [N]	
343612	LS.VA-50-8.5-M8x43	50	M8	40	43	25	6	19	10	8.5	6	5	4.7	1000	400	56
343616	LS.VA-50-8.5-M8x68	50	M8	40	68	25	6	19	10	8.5	6	5	4.7	1000	400	66
343622	LS.VA-50-8.5-M10x43	50	M10	40	43	25	6	19	10	8.5	6	5	4.7	1000	400	66
343626	LS.VA-50-8.5-M10x68	50	M10	40	68	25	6	19	10	8.5	6	5	4.7	1000	400	78
343632	LS.VA-50-8.5-M10x98	50	M10	40	98	25	6	19	10	8.5	6	5	4.7	1000	400	92
343722	LS.VA-50-8.5-M12x43	50	M12	40	43	25	6	19	12	8.5	6	5	4.7	1000	400	76
343726	LS.VA-50-8.5-M12x68	50	M12	40	68	25	6	19	12	8.5	6	5	4.7	1000	400	93
343732	LS.VA-50-8.5-M12x98	50	M12	40	98	25	6	19	12	8.5	6	5	4.7	1000	400	114
344122	LS.VA-50-14-M8x43	50	M8	40	43	27	6	19	14	14	6	5	4.7	1000	400	60
344126	LS.VA-50-14-M8x68	50	M8	40	68	27	6	19	14	14	6	5	4.7	1000	400	70
344222	LS.VA-50-14-M10x43	50	M10	40	43	27	6	19	14	14	6	5	4.7	1000	400	70
344226	LS.VA-50-14-M10x68	50	M10	40	68	27	6	19	14	14	6	5	4.7	1000	400	82
344232	LS.VA-50-14-M10x98	50	M10	40	98	27	6	19	14	14	6	5	4.7	1000	400	96
344322	LS.VA-50-14-M12x43	50	M12	40	43	27	6	19	14	14	6	5	4.7	1000	400	80
344326	LS.VA-50-14-M12x68	50	M12	40	68	27	6	19	14	14	6	5	4.7	1000	400	97
344332	LS.VA-50-14-M12x98	50	M12	40	98	27	6	19	14	14	6	5	4.7	1000	400	118
344422	LS.VA-50-14-M14x68	50	M14	40	68	27	6	19	14	14	6	5	4.7	1000	400	112
344432	LS.VA-50-14-M14x98	50	M14	40	98	27	6	19	14	14	6	5	4.7	1000	400	132
344442	LS.VA-50-14-M14x148	50	M14	40	148	27	6	19	14	14	6	5	4.7	1000	400	216
344522	LS.VA-50-14-M16x68	50	M16	40	68	27	6	19	16	14	6	5	4.7	1000	400	141
344526	LS.VA-50-14-M16x108	50	M16	40	108	27	6	19	16	14	6	5	4.7	1000	400	193
344542	LS.VA-50-14-M16x148	50	M16	40	148	27	6	19	16	14	6	5	4.7	1000	400	245
344562	LS.VA-50-14-M16x168	50	M16	40	168	27	6	19	16	14	6	5	4.7	1000	400	271
344612	LS.VA-60-14-M8x43	60	M8	50.5	43	33	5	24	14	14	5	3.9	3.5	1709	680	76
344616	LS.VA-60-14-M8x68	60	M8	50.5	68	33	5	24	14	14	5	3.9	3.5	1709	680	88
344622	LS.VA-60-14-M10x43	60	M10	50.5	43	33	5	24	14	14	5	3.9	3.5	1709	680	85
344626	LS.VA-60-14-M10x68	60	M10	50.5	68	33	5	24	14	14	5	3.9	3.5	1709	680	96
344632	LS.VA-60-14-M10x98	60	M10	50.5	98	33	5	24	14	14	5	3.9	3.5	1709	680	111
344722	LS.VA-60-14-M12x43	60	M12	50.5	43	33	5	24	14	14	5	3.9	3.5	1709	680	95
344726	LS.VA-60-14-M12x68	60	M12	50.5	68	33	5	24	14	14	5	3.9	3.5	1709	680	112
344732	LS.VA-60-14-M12x98	60	M12	50.5	98	33	5	24	14	14	5	3.9	3.5	1709	680	133
345122	LS.VA-60-14-M14x68	60	M14	50.5	68	33	5	24	14	14	5	3.9	3.5	1709	680	138
345126	LS.VA-60-14-M14x98	60	M14	50.5	98	33	5	24	14	14	5	3.9	3.5	1709	680	159
345222	LS.VA-60-14-M14x148	60	M14	50.5	148	33	5	24	14	14	5	3.9	3.5	1709	680	242
345226	LS.VA-60-14-M16x68	60	M16	50.5	68	33	5	24	16	14	5	3.9	3.5	1709	680	160
345232	LS.VA-60-14-M16x108	60	M16	50.5	108	33	5	24	16	14	5	3.9	3.5	1709	680	212
345236	LS.VA-60-14-M16x148	60	M16	50.5	148	33	5	24	16	14	5	3.9	3.5	1709	680	264
345242	LS.VA-60-14-M16x168	60	M16	50.5	168	33	5	24	16	14	5	3.9	3.5	1709	680	290
345246	LS.VA-60-24-M16x58	60	M16	50.5	58	43	5	24	24	24	5	3.9	3.5	1709	680	221
345252	LS.VA-60-24-M16x98	60	M16	50.5	98	43	5	24	24	24	5	3.9	3.5	1709	680	272
345256	LS.VA-60-24-M16x138	60	M16	50.5	138	43	5	24	24	24	5	3.9	3.5	1709	680	322
345262	LS.VA-60-24-M16x158	60	M16	50.5	158	43	5	24	24	24	5	3.9	3.5	1709	680	349
345266	LS.VA-60-24-M20x98	60	M20	50.5	98	43	5	24	24	24	5	3.9	3.5	1709	680	342
345272	LS.VA-60-24-M20x138	60	M20	50.5	138	43	5	24	24	24	5	3.9	3.5	1709	680	421
345276	LS.VA-60-24-M20x158	60	M20	50.5	158	43	5	24	24	24	5	3.9	3.5	1709	680	460
345282	LS.VA-60-24-M20x198	60	M20	50.5	198	43	5	24	24	24	5	3.9	3.5	1709	680	543
345286	LS.VA-60-24-M24x98	60	M24	50.5	98	43	5	24	24	24	5	3.9	3.5	1709	680	440
345292	LS.VA-60-24-M24x158	60	M24	50.5	158	43	5	24	24	24	5	3.9	3.5	1709	680	612
345296	LS.VA-60-24-M24x198	60	M24	50.5	198	43	5	24	24	24	5	3.9	3.5	1709	680	730

* See paragraph: TECHNICAL DATA AND GUIDELINES FOR THE CHOICE.