

## Castors with bracket for medium-heavy loads

### Mould-on polyurethane coating

#### COVERING

Mould-on polyurethane, hardness 92 Shore A.

#### WHEEL CENTRE BODY

Pressure die-cast aluminium.

#### ROLLING ACTION

Hub with ball bearings. Ideal solution for heavy loads and continuous moving.

#### FIXED PLATE BRACKET

Yellow zinc-plated steel sheet. The bracket is designed to withstand loads up to 7500N. It ensures capacities that make it suitable for heavy industrial applications.

#### TURNING PLATE BRACKET

Yellow zinc-plated steel sheet. The bracket is designed to withstand loads up to 7500N. It ensures capacities that make it suitable for heavy industrial applications.

It consists of (see Fig.1):

1. fitting plate: yellow zinc-plated steel sheet;
2. fork: yellow zinc-plated steel sheet;
3. ball race ring: yellow zinc-plated steel sheet;
4. central pin: class 8.8 steel screw and steel nut;
5. rotation system: dual grease-lubricated ball race;
6. dust seal: RAL 7015 dark grey technopolymer.

#### BRAKE

Front brake (RE.F5-125) or rear brake (RE.F5-150-200) dual-effect with simultaneous locking of wheel and bracket.

The brake is simple and effective to use: it is actuated and released by a simple action from the top downward at the tip of two separate pedals, thus ensuring the utmost manoeuvring comfort.

On wheels with a rear brake, the braking efficacy may be adjusted with a socket head screw M8.

#### STANDARD EXECUTIONS

- **PSL-H**: fixed bracket, without brake.
- **SSL-H**: turning plate bracket, without brake.
- **SSF-H**: turning plate bracket, with brake.

#### APPLICATIONS

Excellent smoothness and elasticity features, high wear and tearing resistance.

For further information see RE.F5 on page .



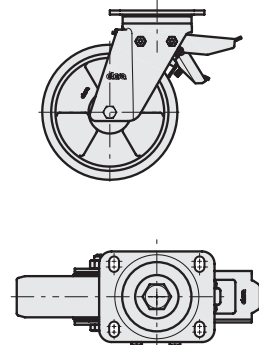
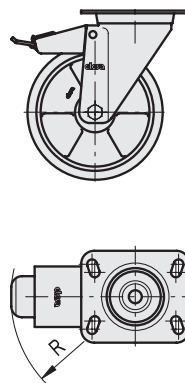
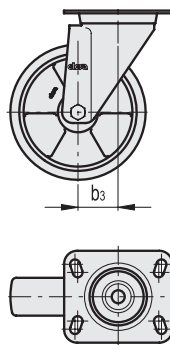
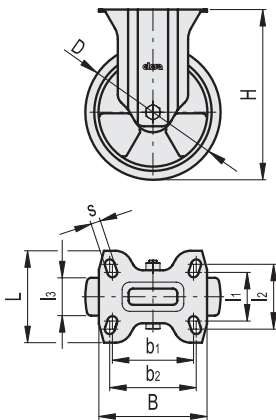


RE.F5-PSL-H

RE.F5-SSL-H

RE.F5-125-SSF-H

RE.F5-150-SSF-H  
RE.F5-200-SSF-H



Code	Description	D	l1	l2	l3	H	B	L	s	b1	b2	b3	R	Rolling resistance# [N]	Dynamic carrying capacity# [N]	⚖️
451801	RE.F5-125-PSL-H	125	45	60	35	161	100	85	9	75	80	-	-	2800	3500	970
451806	RE.F5-150-PSL-H	150	73	85	40	200	140	115	11	105	105	-	-	3300	6000	2190
451811	RE.F5-200-PSL-H	200	73	85	50	250	140	115	11	105	105	-	-	3600	7500	2480
451701	RE.F5-125-SSL-H	125	45	60	35	161	100	85	9	75	80	44	-	2800	3500	1390
451706	RE.F5-150-SSL-H	150	73	87	40	200	140	110	11	105	105	70	-	3300	6000	3180
451711	RE.F5-200-SSL-H	200	73	87	50	250	140	110	11	105	105	70	-	3600	7500	3940
451751	RE.F5-125-SSF-H	125	45	60	35	161	100	85	9	75	80	48	123	2800	3500	1540
451756	RE.F5-150-SSF-H	150	73	87	40	200	140	110	11	105	105	70	126	3300	6000	3750
451761	RE.F5-200-SSF-H	200	73	87	50	250	140	110	11	105	105	70	126	3600	7500	4510

# For rolling resistance and dynamic carrying capacity see Technical data on page .