

Breather caps

with splash guard and retaining chain, technopolymer

COVER

Polyamide based (PA) technopolymer, orange colour RAL 2004, semi-matte finish, "OIL" symbol.

THREADED FITTING

Polyamide based (PA) technopolymer, black colour, semi-matte finish.

ELASTIC RING

Acetal resin based (POM) technopolymer, black colour.

RETAINING CHAIN

Ball cable and coupling heads in acetal resin based (POM) technopolymer, black colour.

NERINOX treated stainless steel ring with two coils.

Head fastening by means of a self-tapping screw $\varnothing 4.8$ mm UNI EN ISO 7050 or a M5 countersunk-head screw UNI EN ISO 10642.

PACKING RING

NBR synthetic rubber flat washer.

SPLASH GUARD

Technopolymer.

STANDARD EXECUTIONS

- **SFP-LP**: without air filter (black splash guard).
- **SFP+F-FIL-LP**: with "tech-fil" air filter in zinc-plated steel wire (orange splash guard).
- **SFP+F-FOAM-LP**: with "tech-foam" air filter in polyurethane foam mesh (polyester base), air filtration 40μ (grey splash guard).

MAXIMUM CONTINUOUS WORKING TEMPERATURE

60°C.

FEATURES AND APPLICATIONS

Suitable for use when it is necessary to avoid the loss of the cap. The elastic ring, housed in the special groove of the cap, can rotate freely.

The spiral ring connects the elastic retaining ring to the chain. SFP-LP breather caps come complete with splash guard device (ELESA original design) that prevents oil loss and are particularly suitable for use where oil is violently agitated and could be splashed against breather cap.

TECHNICAL DATA

Air flow rate for each model can be determined from the graph calculating the difference between the pressure inside and outside the reservoir.

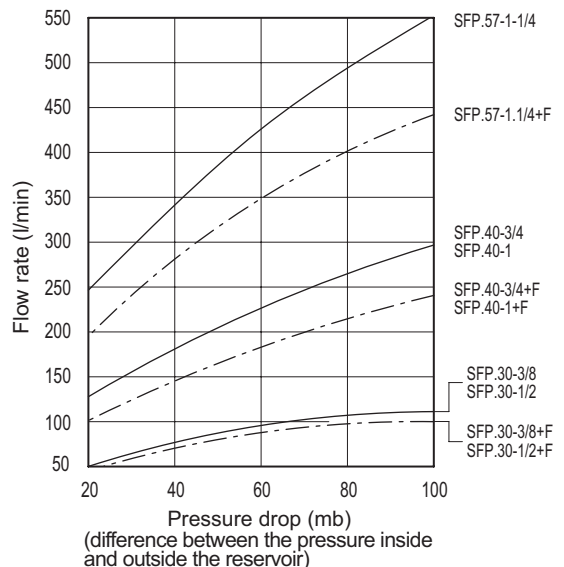
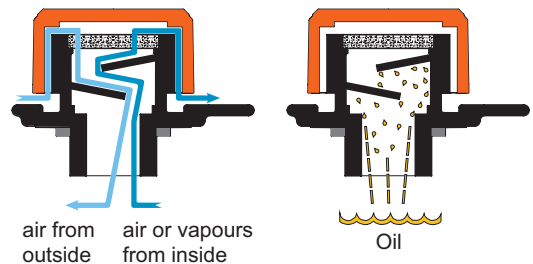
SPECIAL EXECUTIONS ON REQUEST

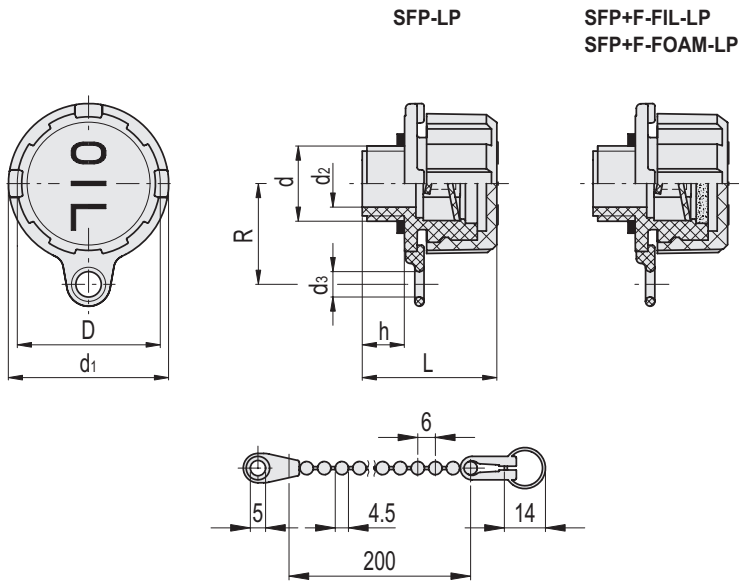
- Chain in different lengths.
- Cap with retaining cable CV-T (see page -) in polyethylene and stainless steel.
- Cap with cable in stainless steel GN 111 (see page -), GN 111.2 (see page -), GN 111.4 (see page -), GN 111.8 (see page -).



ELESA Original design

Operating layout





SFP-LP

Code	Description	D	d	L	d1	d2	d3	h	R	⚖
52701	SFP.30-3/8-LP	31	G3/8	29.5	34.5	10	5.5	9.5	22	20
52711	SFP.30-1/2-LP	31	G1/2	29.5	34.5	12	5.5	9.5	22	20
52731	SFP.40-3/4-LP	42	G3/4	36.5	46	18	5.5	11.5	27.5	35
52741	SFP.40-1-LP	42	G1	36.5	46	18	5.5	11.5	27.5	35
52761	SFP.57-1.1/4-LP	57	G1 1/4	44	61	28	5.5	16	35	56

SFP+F-FIL-LP

Code	Description	D	d	L	d1	d2	d3	h	R	⚖
52702	SFP.30-3/8+F-FIL-LP	31	G3/8	29.5	34.5	10	5.5	9.5	22	21
52712	SFP.30-1/2+F-FIL-LP	31	G1/2	29.5	34.5	12	5.5	9.5	22	22
52732	SFP.40-3/4+F-FIL-LP	42	G3/4	36.5	46	18	5.5	11.5	27.5	39
52742	SFP.40-1+F-FIL-LP	42	G1	36.5	46	18	5.5	11.5	27.5	41
52762	SFP.57-1.1/4+F-FIL-LP	57	G1 1/4	44	61	28	5.5	16	35	65

SFP+F-FOAM-LP

Code	Description	D	d	L	d1	d2	d3	h	R	⚖
52703	SFP.30-3/8+F-FOAM-LP	31	G3/8	29.5	34.5	10	5.5	9.5	22	20
52713	SFP.30-1/2+F-FOAM-LP	31	G1/2	29.5	34.5	12	5.5	9.5	22	20
52733	SFP.40-3/4+F-FOAM-LP	42	G3/4	36.5	46	18	5.5	11.5	27.5	36
52743	SFP.40-1+F-FOAM-LP	42	G1	36.5	46	18	5.5	11.5	27.5	36
52763	SFP.57-1.1/4+F-FOAM-LP	57	G1 1/4	44	61	28	5.5	16	35	57

