

## Breather caps

with splash guard and elastic ring, technopolymer

### COVER

Polyamide based (PA) technopolymer, orange colour RAL 2004, semi-matte finish, "OIL" symbol.

### THREADED FITTING

Polyamide based (PA) technopolymer, black colour, semi-matte finish.

### ELASTIC RING

Acetal resin based (POM) technopolymer, black colour.

### PACKING RING

NBR synthetic rubber flat washer.

### SPLASH GUARD

Technopolymer.

### STANDARD EXECUTIONS

- **SFP-RC**: without air filter (black splash guard).
- **SFP+F-FIL-RC**: with "tech-fil" air filter in zinc-plated steel wire (orange splash guard).
- **SFP+F-FOAM-RC**: with "tech-foam" air filter in polyurethane foam mesh (polyester base), air filtration 40 μ (grey splash guard).

### MAXIMUM CONTINUOUS WORKING TEMPERATURE

60°C.

### FEATURES AND APPLICATIONS

Suitable for use when it is necessary to avoid the loss of the cap. The elastic ring, housed in the special groove of the cap, can rotate freely. SFP-RC breather caps come complete with splash guard device (ELESA original design) that prevents oil loss and are particularly suitable for use where oil is violently agitated and could be splashed against breather cap.

### TECHNICAL DATA

Air flow rate for each model can be determined from the graph calculating the difference between the pressure inside and outside the reservoir.

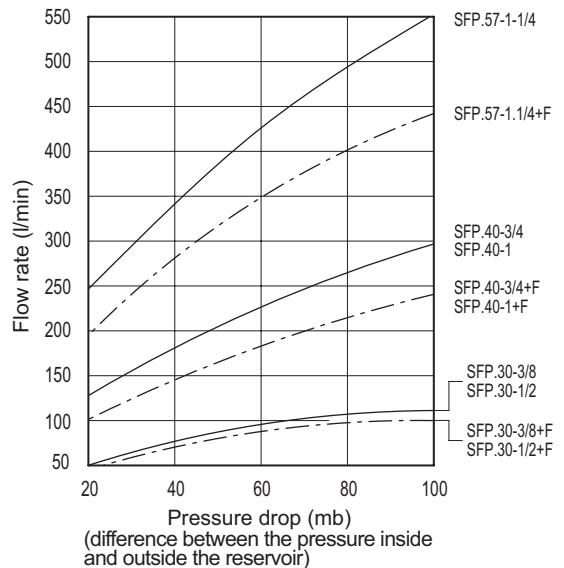
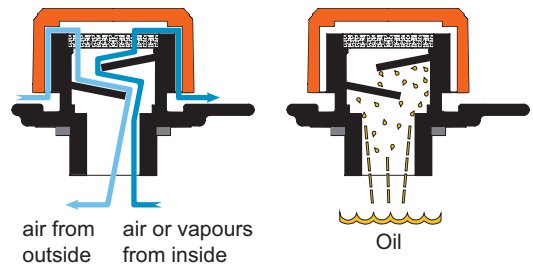
### ACCESSORIES ON REQUEST

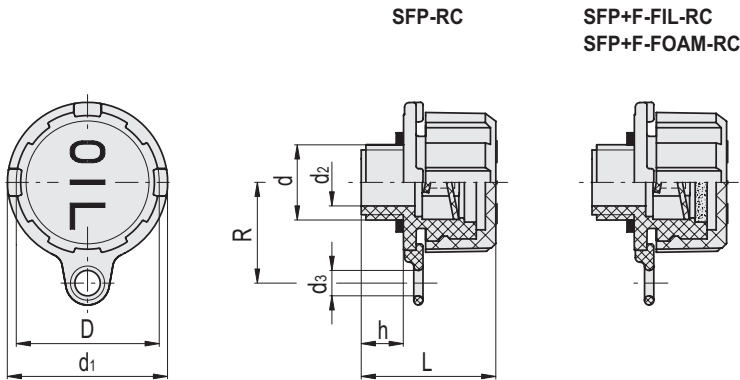
- CT-S: technopolymer and stainless steel ball chains.
- GN 111: stainless steel and brass ball chains.
- CV-T: polyethylene and stainless steel retaining cables.
- GN 111.2: stainless steel retaining cables.
- GN 111.4: polyurethane and stainless steel spiral retaining cables.
- GN 111.8: AISI 316 stainless steel retaining cables.



ELESA Original design

### Operating layout





SFP-RC

Code	Description	D	d	L	d1	d2	d3	h	R	⚖
52705	SFP.30-3/8-RC	31	G3/8	29.5	34.5	10	5.5	9.5	22	13
52715	SFP.30-1/2-RC	31	G1/2	29.5	34.5	12	5.5	9.5	22	13
52735	SFP.40-3/4-RC	42	G3/4	36.5	46	18	5.5	11.5	27.5	28
52745	SFP.40-1-RC	42	G1	36.5	46	18	5.5	11.5	27.5	28
52765	SFP.57-1.1/4-RC	57	G1 1/4	44	61	28	5.5	16	35	49

SFP+F-FIL-RC

Code	Description	D	d	L	d1	d2	d3	h	R	⚖
52706	SFP.30-3/8+F-FIL-RC	31	G3/8	29.5	34.5	10	5.5	9.5	22	14
52716	SFP.30-1/2+F-FIL-RC	31	G1/2	29.5	34.5	12	5.5	9.5	22	15
52736	SFP.40-3/4+F-FIL-RC	42	G3/4	36.5	46	18	5.5	11.5	27.5	32
52746	SFP.40-1+F-FIL-RC	42	G1	36.5	46	18	5.5	11.5	27.5	34
52766	SFP.57-1.1/4+F-FIL-RC	57	G1 1/4	44	61	28	5.5	16	35	58

SFP+F-FOAM-RC

Code	Description	D	d	L	d1	d2	d3	h	R	⚖
52707	SFP.30-3/8+F-FOAM-RC	31	G3/8	29.5	34.5	10	5.5	9.5	22	13
52717	SFP.30-1/2+F-FOAM-RC	31	G1/2	29.5	34.5	12	5.5	9.5	22	13
52737	SFP.40-3/4+F-FOAM-RC	42	G3/4	36.5	46	18	5.5	11.5	27.5	29
52747	SFP.40-1+F-FOAM-RC	42	G1	36.5	46	18	5.5	11.5	27.5	29
52767	SFP.57-1.1/4+F-FOAM-RC	57	G1 1/4	44	61	28	5.5	16	35	50

